


SPECIFICATION SHEET


Madera 750mm Mirror



Features


- LED lighting with Touchless Sensor Switch
- Demister
- Colours: Timber Veneer on Plywood
- Dimensions: H700 x W750 x D150

Colour Options with Code



Blanco Oak
8677BO

With LED light & Demister
8677BOLED




Washed Oak
8677WO

With LED light & Demister
8677WOLED



American Walnut
8677AW

With LED light & Demister
8677AWLED

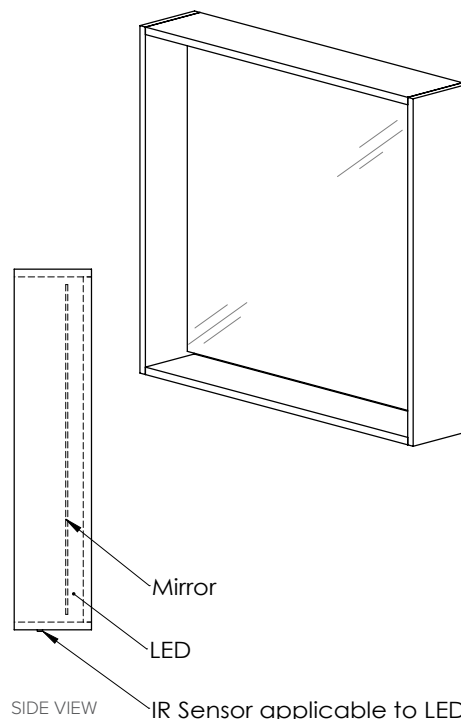
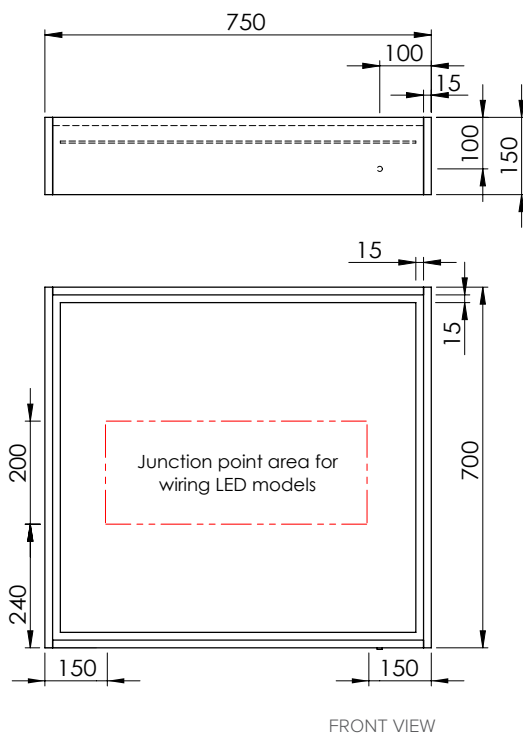


Dark Oak
8677DO

With LEDlight & Demister
8677DOLED

Technical Details

Note: All measurements shown are in millimetres. Sizes are nominal.



Installation Instructions for Frame with mirror

1. Install frame directly to the wall fixing through the back of the cabinet.
2. Hang mirror on fixings in cabinet.

Installation Instructions for Frame with LED mirror

1. Locate wire position in back of mirror frame and cut wire entry point.
2. Install frame directly to the wall fixing through the back of the cabinet.
3. Connect IR sensor light connector from frame to connector on back mirror.
4. Hang mirror on fixings in cabinet.