


# SPECIFICATION SHEET

## Madera 900mm Mirror



### Features

- LED lighting with Touchless Sensor Switch
- Demister
- Colours: Timber Veneer on Plywood
- Dimensions: H700 x W900 x D150

### Colour Options with Code



Blanco Oak  
**8678BO**

With LED light & Demister  
**8678BOLED**




Washed Oak  
**8678WO**

With LED light & Demister  
**8678WOLED**



American Walnut  
**8678AW**

With LED light & Demister  
**8678AWLED**

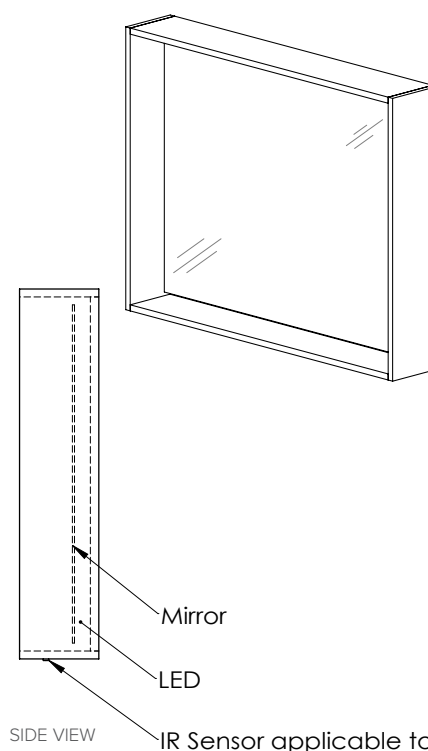
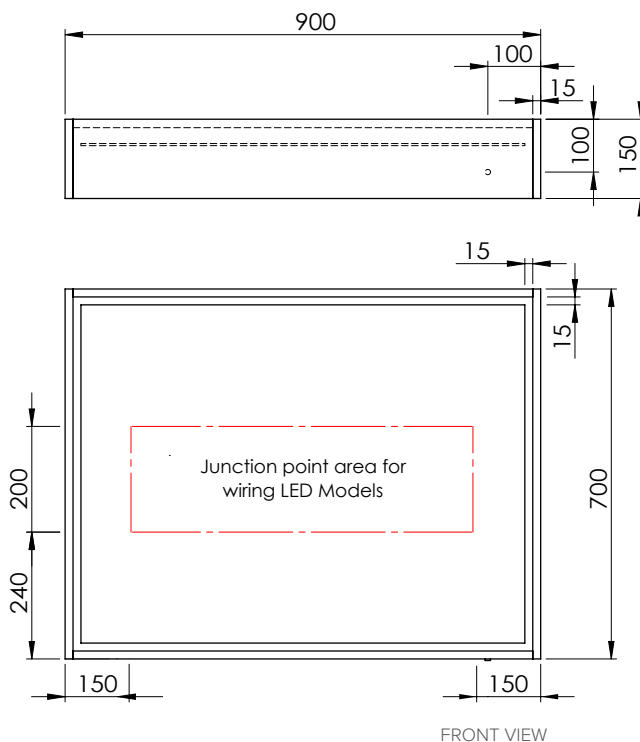


Dark Oak  
**8678DO**

With LED light & Demister  
**8678DOLED**

### Technical Details

Note: All measurements shown are in millimetres. Sizes are nominal.



#### Installation Instructions for Frame with mirror

1. Install frame directly to the wall fixing through the back of the cabinet.
2. Hang mirror on fixings in cabinet.

#### Installation Instructions for Frame with LED mirror

1. Locate wire position in back of mirror frame and cut wire entry point.
2. Install frame directly to the wall fixing through the back of the cabinet.
3. Connect IR sensor light connector from frame to connector on back mirror.
4. Hang mirror on fixings in cabinet.