

SPECIFICATION SHEET

PARK AVENUE 1700 BATH

CODE: PARKAVE17



Features

- Capacity: 351 litres
- Weight: 50 kgs
- Made from easy to clean sanitary grade acrylic
- Fibreglass laminate reinforced for optimum strength
- Adjustable feet for levelling.
- Requires a 40mm waste (not included)
- Top fix bath waste & low profile bath trap is recommended
- Dimensions: L1700 X W750 X D600
- Customisable placement options



Corner Placement



Back-to-Wall Placement



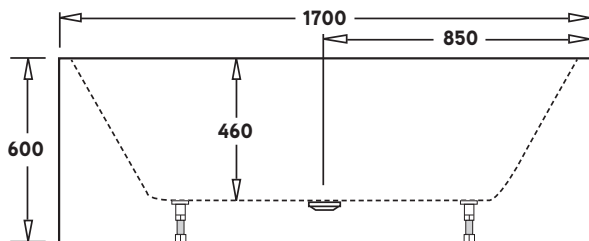
Alcove Placement



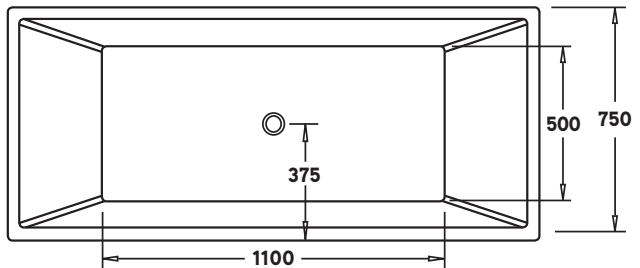
Freestanding Placement

Technical Details

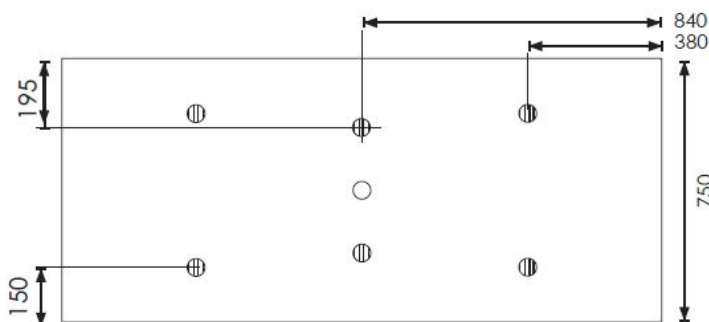
Note: All measurements shown are in millimetres. Sizes are nominal.



SIDE VIEW



TOP VIEW



BOTTOM VIEW

